

PERMIT TO ACCESS FOR (RE)COMMISSIONING OF ESCALIB MILLS MDS* or MINI ESCALIB MILLS

* Safe Assembly and Dismantling

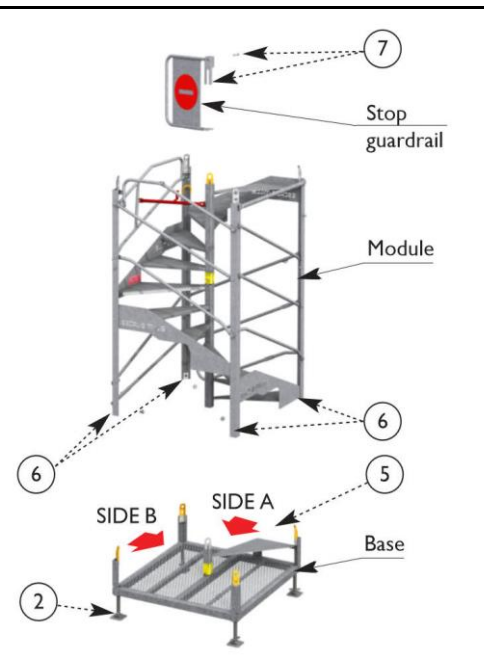
- Assembly and first use
 Relocation
 Components added or removed
 Other:

Only a trained operative is authorized to modify the Escalib Mills MDS or the Mini Escalib Mills under the designer's or the site supervisor's request.

Requested by: Name of work site: Location on work site: Inspector's name:	DESCRIPTION OF THE ESCALIB MILLS MDS OR THE MINI ESCALIB MILLS Number of modules: Levels reached:
--	--

INSPECTION OF ESCALIB MILLS MDS OR MINI ESCALIB MILLS

	Conformity	
	Yes	No
1 Assembly in accordance with: or - The technical notice - Drawing No. dated	<input type="checkbox"/>	<input type="checkbox"/>
2 Stable ground foundation/Foot adjustment.	<input type="checkbox"/>	<input type="checkbox"/>
3 Horizontal/vertical squareness of the Escalib.	<input type="checkbox"/>	<input type="checkbox"/>
4 Proper anchoring and/or bracing of the Escalib in accordance to the technical notice and/or the drawing.	<input type="checkbox"/>	<input type="checkbox"/>
5 Accessibility via at least 1 of the 2 entry faces (main face A or secondary face B) at the base of the Escalib.	<input type="checkbox"/>	<input type="checkbox"/>
6 Assembly of modules and base: all four M24 screw present and properly tightened at every connection.	<input type="checkbox"/>	<input type="checkbox"/>
7 Compulsory presence and proper positioning of the barrier gate and its bolt.	<input type="checkbox"/>	<input type="checkbox"/>
8 Orientation of the Escalib suiting the served slab floor. Exit fully secured.	<input type="checkbox"/>	<input type="checkbox"/>
9 With the exception of the side facing the served slab floor, all guardrails properly locked.	<input type="checkbox"/>	<input type="checkbox"/>
10 Absence of significant permanent deformation or corrosion in any element of the structure.	<input type="checkbox"/>	<input type="checkbox"/>
11 Circulation area inside the Escalib Unit unhindered by obstructions.	<input type="checkbox"/>	<input type="checkbox"/>



COMMENTS

.....

.....


.....

For each box ticked "NO", modifications or replacements must be made before using the Escalib Mills MDS or the Mini Escalib Mills. A new inspection will be scheduled once the non-compliant items have been corrected.


AUTHORIZED FOR USE

YES NO Date**

Inspector's signature



Provides you with solutions
Made in France
 82, RUE EDOUARD VAILLANT
 93351 LE BOURGET CEDEX,
 FRANCE
 Phone +33 148 35 65 65



Consult and apply the Escalib Mills technical notice available on www.mills.fr/en

** From this date onward, the supervisor is in charge of monitoring the Escalib Mills MDS or the Mini Escalib Mills and maintaining its conformity until its dismantling.